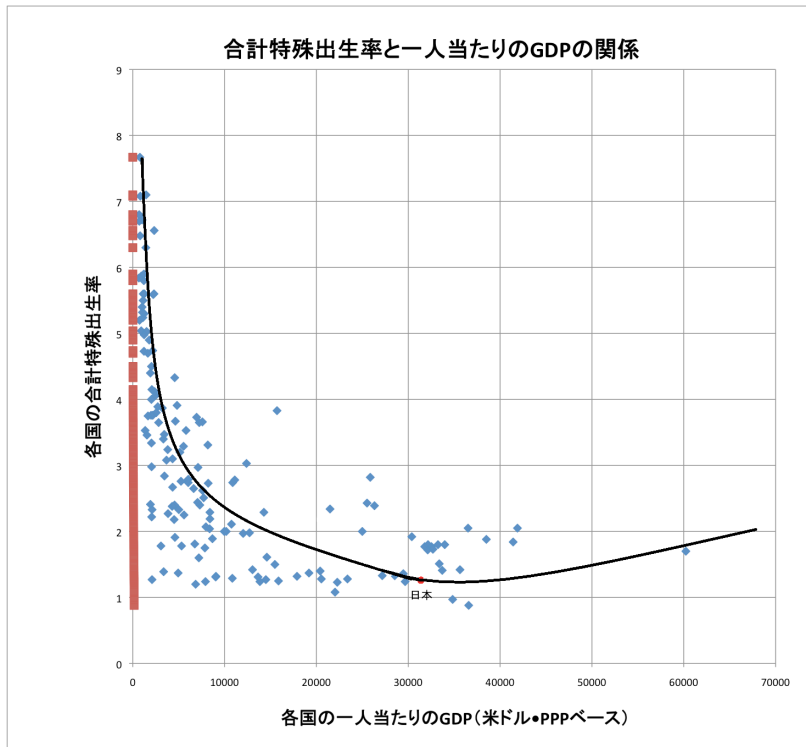


The cause①Relation of GDP and birthrate



Higher GDP(gross domestic product) is, _____ birthrate is.



But birthrate _____ after it reached the bottom?

☞the graph goes up is that a sense of impending crisis for the declining birthrate increases like present Japan, and some _____ are taken.

The cause②Reason of not having a child not being able to have a child



Income instability : 30.5%

Circumstances of the work of husband : 20%

There are no co-workers of housework and child care : 11.3%

There is no deposit to which the children : 12.7%

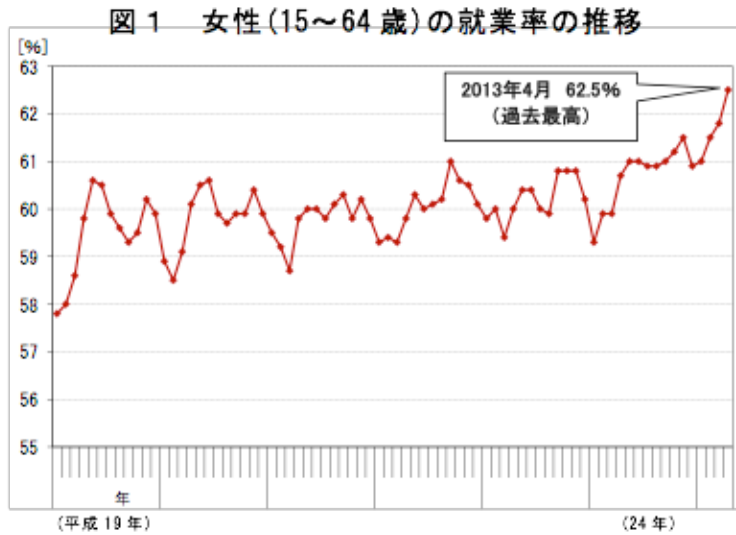
Hands full with children who are now : 9.7%

the person whom a child is not born ti fir age and a health reason : 41.6%

☞ connected with a tendency to _____.

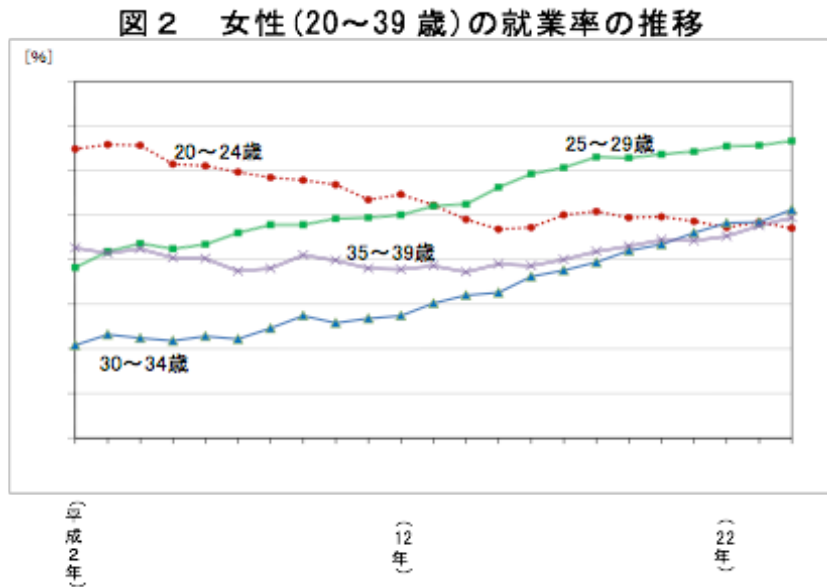
unknown : 7.8%

The cause③Women's social progress



Working women increase

Because the education came to be caught to the woman unlike old days

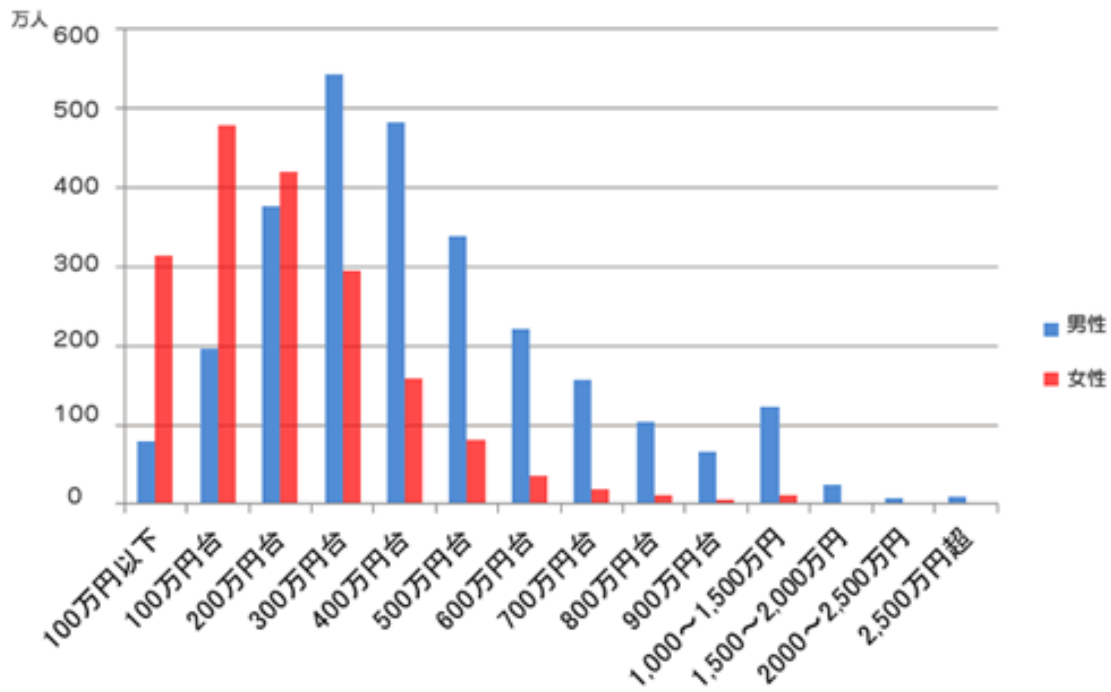


An operation rate of a woman in her _____s rises recently in this way from late _____s.

The cause④Marriage

The graph according to

The man and woman according to the yearly income of a common office worker

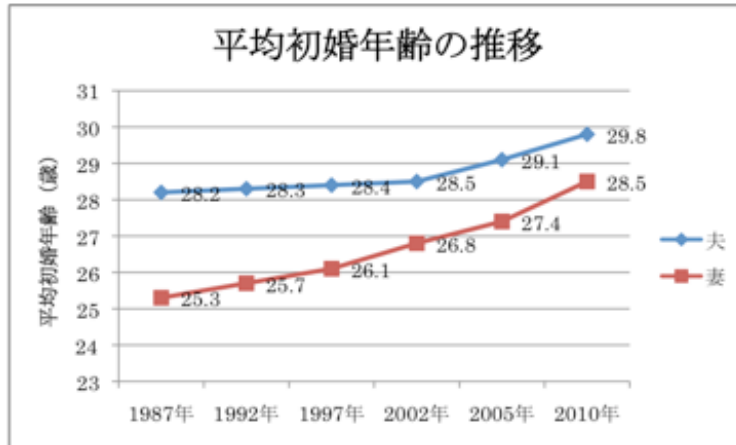


The peak of the _____ annual income of one million

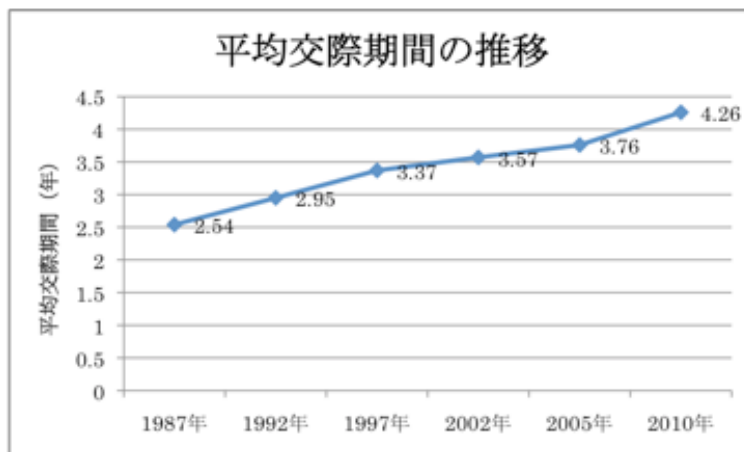
►Incidentally,1.5 million cost of the first year of private school that's high school, 600,000 in the cheap school.

☞Current situation to say that it is difficult in income to_____.

The cause⑤Tendency to marry later



☞ mean age at first marriage is _____ year by year.



☞ Age when they meet a marriage partner _____.

An association period becomes _____.

The cause⑥Tendency not to marry

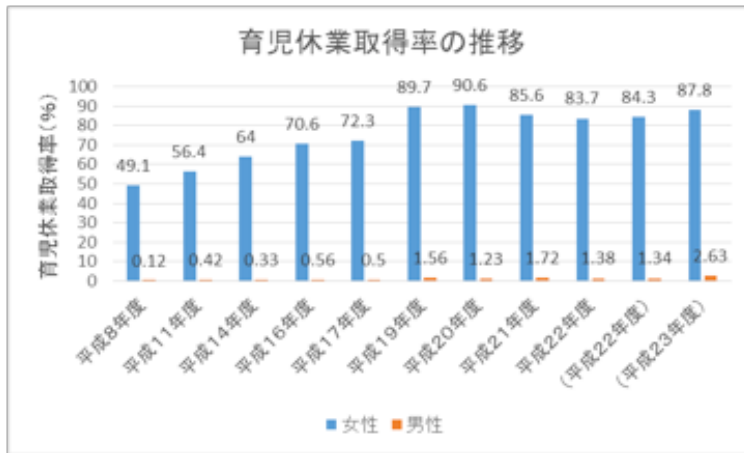


In men and women from 18 years old to 24 years old, "Still too young" and "Not to feel the need" account for most as reasons.

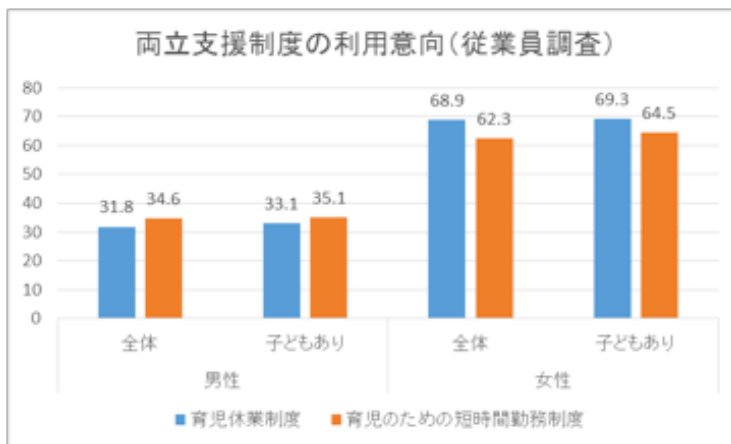
"Not to rotate to a suitable partner" increase when age rises.

☞ people who cannot do it even if they want to marry _____.

The cause⑦Parental leave and paternity harassmant

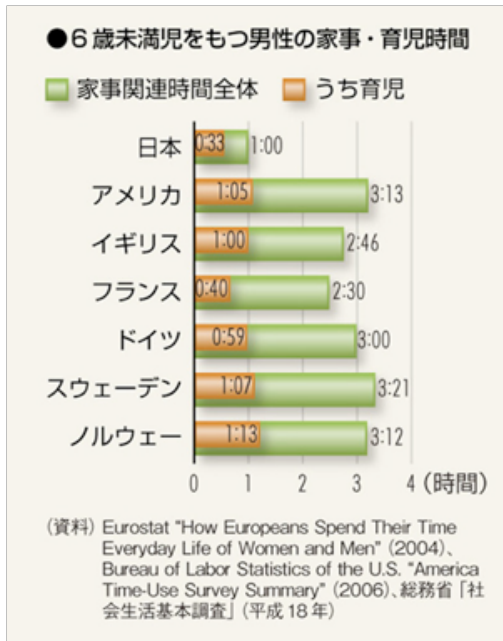


Almost none of the men take the parental leave.

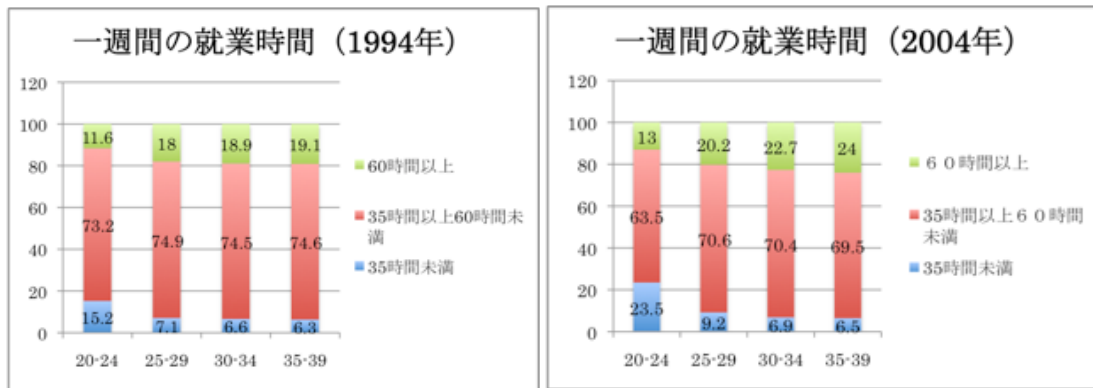


The person who _____ really do for it to see this even if he _____ spare time for child care.

The cause⑧Relation of men's child care



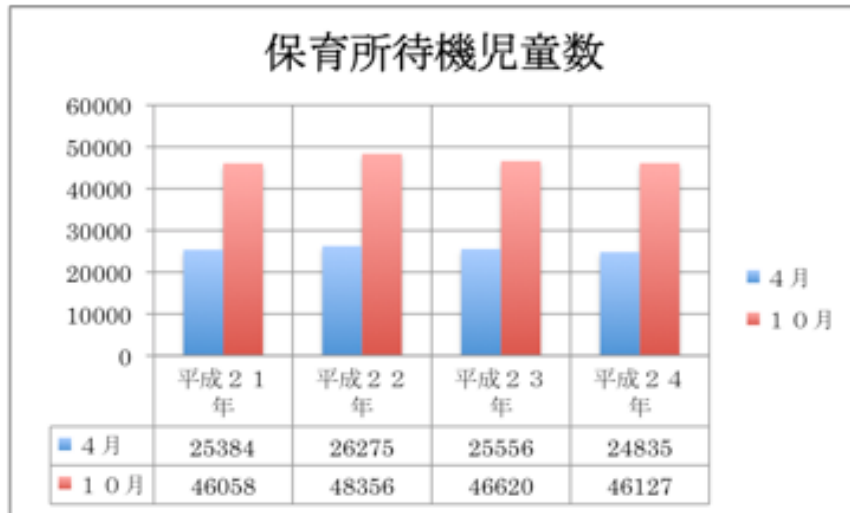
A Japanese man has _____ time to take care of children compared with another country.



For the reason of child care participation time of the Japanese man being _____.

☞ they are _____ time to look after their baby.

The cause⑨Lack of the nursery school



Waiting-list children awaiting entrance increase in nursery schools.

Japanese government increases nursery schools and is going to _____
a waiting-list child.